



# Don't just ride, Bike MS

## Bike MS Mobile Participant Center App

Fundraising just became easier — and at your fingertips! The Bike MS Participant Center app is now available for iOS ( iPad, iPhone, iPod touch) and Android. This application allows you to connect with others through social media and email, update your personal page, check your progress and manage donations on the go.


### Step 1: Download the Bike MS mobile app on your device



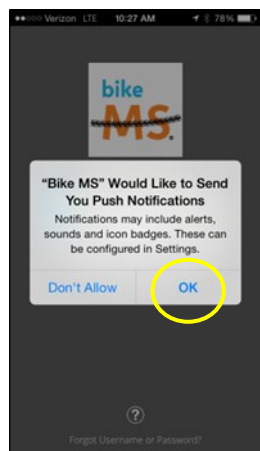
Tap to download the application. Application will then show on your home screen. Tap the app to open and get started.

### Step 2: Login

- Use your Participant Center login credentials to sync your application to your Participant Center
  - If you don't know your login credentials head to [mscycling.org](http://mscycling.org) and request it be emailed to you
- Accept or decline push notifications. These alert you of new donations etc.



Log in

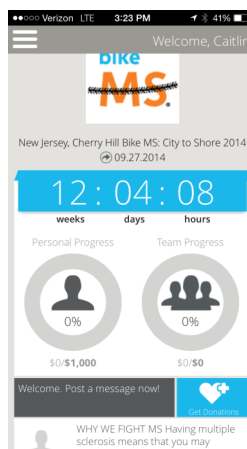


Push Notifications

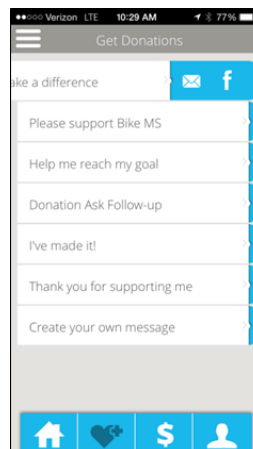
### Step 3: Get started!

Your homepage will track your progress thus far and how many days until the ride.

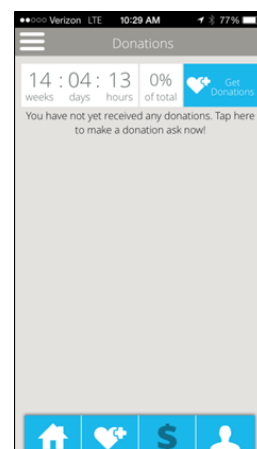
Access the tools of the participant center by tapping



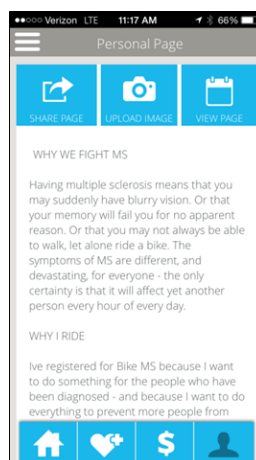
Home screen



Send messages via email or Facebook to your donors



Check your donation progress



Manage your personal page

Share your page via social media

Upload a photo

Preview your page

\*\* To update your personal page tap the pencil icon at the bottom of this screen

For assistance with the Bike MS app, fundraising with Facebook or social media inquiries please reach out to the

Bike MS staff at 1800-445-BIKE or [mscycling@pae.nmss.org](mailto:mscycling@pae.nmss.org)